



NATIONAL TOURS DIVISION

Technical Information Package

Following is the Tech Pack for PORTRAITS OF COURAGE. This pack should be forwarded to your on-site technical contact. Please also keep a copy for yourself.

This package has been created to assist you in preparing for the performance at your site. If the venue in which you will be presenting is not a theatre or does not have full capability as described, do not worry! We will make all the necessary adjustments on site.

Please note that for all venues, the most critical requirements are:

- Ample space to accommodate the set we will be bringing
- Ladders at set up & break down to put the set together
- CD player

If you have further questions, do not hesitate to call or email us.

TECHNICAL RIDER for "Portraits of Courage"

Please use this rider as a checklist for the technical requirements for PORTRAITS OF COURAGE.

_____	Space requirement: 30 ft wide, 20 ft deep	_____	Light Board Operator
_____	CD Player with house system	_____	Sound Board Operator
_____	one six foot ladder for set-up (before) and breakdown (after)	_____	Set-up time of 2-4 hours prior to curtain (dependent upon lighting availability)
_____	Two costume racks	_____	Bottled water, soda & coffee at set-up and performance
_____	Two quick change areas immediately off stage	_____	Two private dressing rooms accessible from stage (if available)

I have made a hotel reservation for 3 non-smoking rooms at:

Hotel name, address & phone:

Confirmation #: _____ I will be paying for these rooms by direct bill.

Confirmation #: _____ Performer will pre-pay and bill me for room charges.

Confirmation #: _____

Tech Director or Contact: _____ Telephone# _____

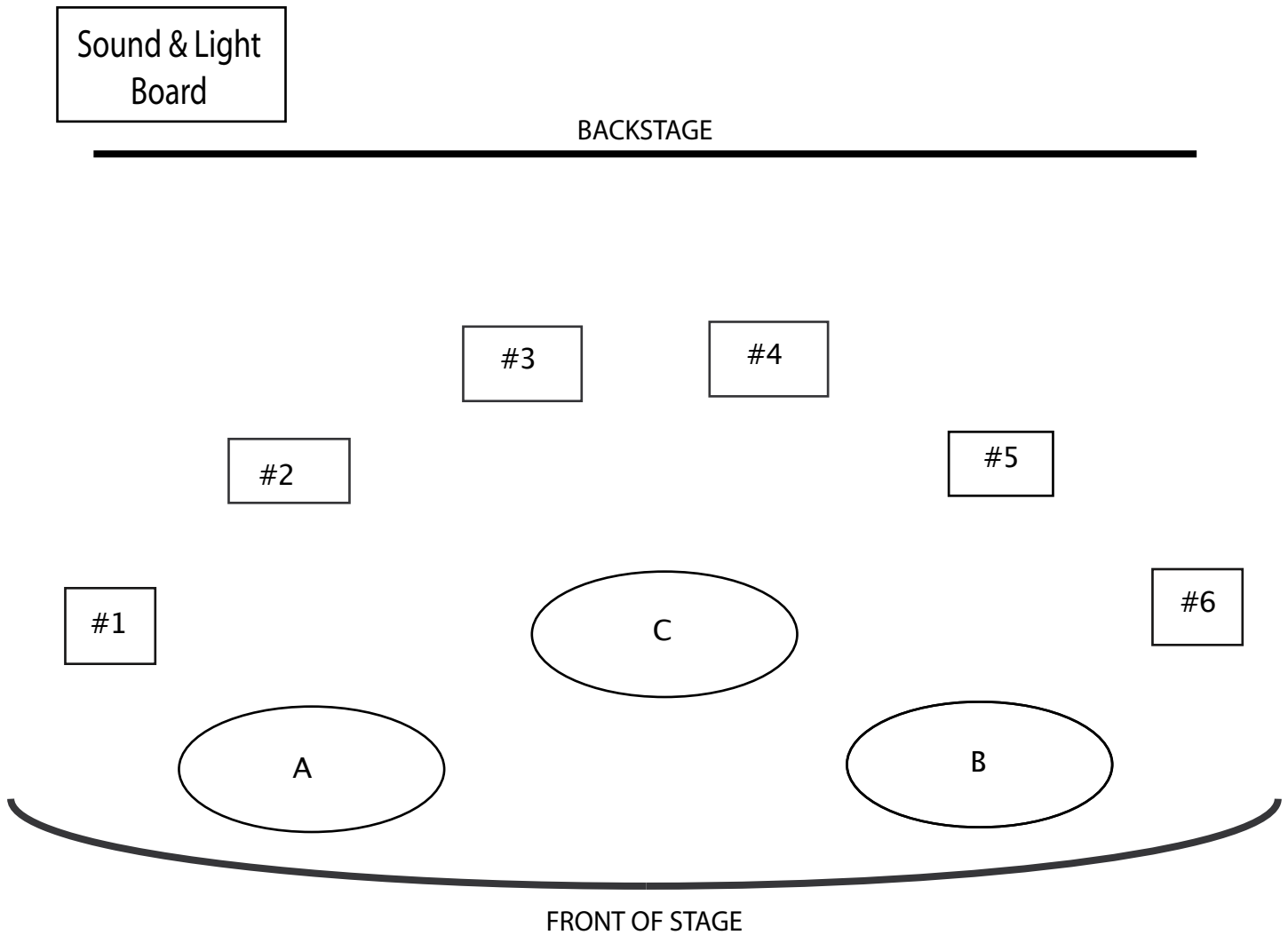
Name of Performance Space: _____

Please describe Performance Space (type of room, size, lighting, etc.) _____

Attach any necessary directions (airport to hotel to site, etc.)

TECH PLOT FOR "Portraits of Courage"

Stage Set Layout

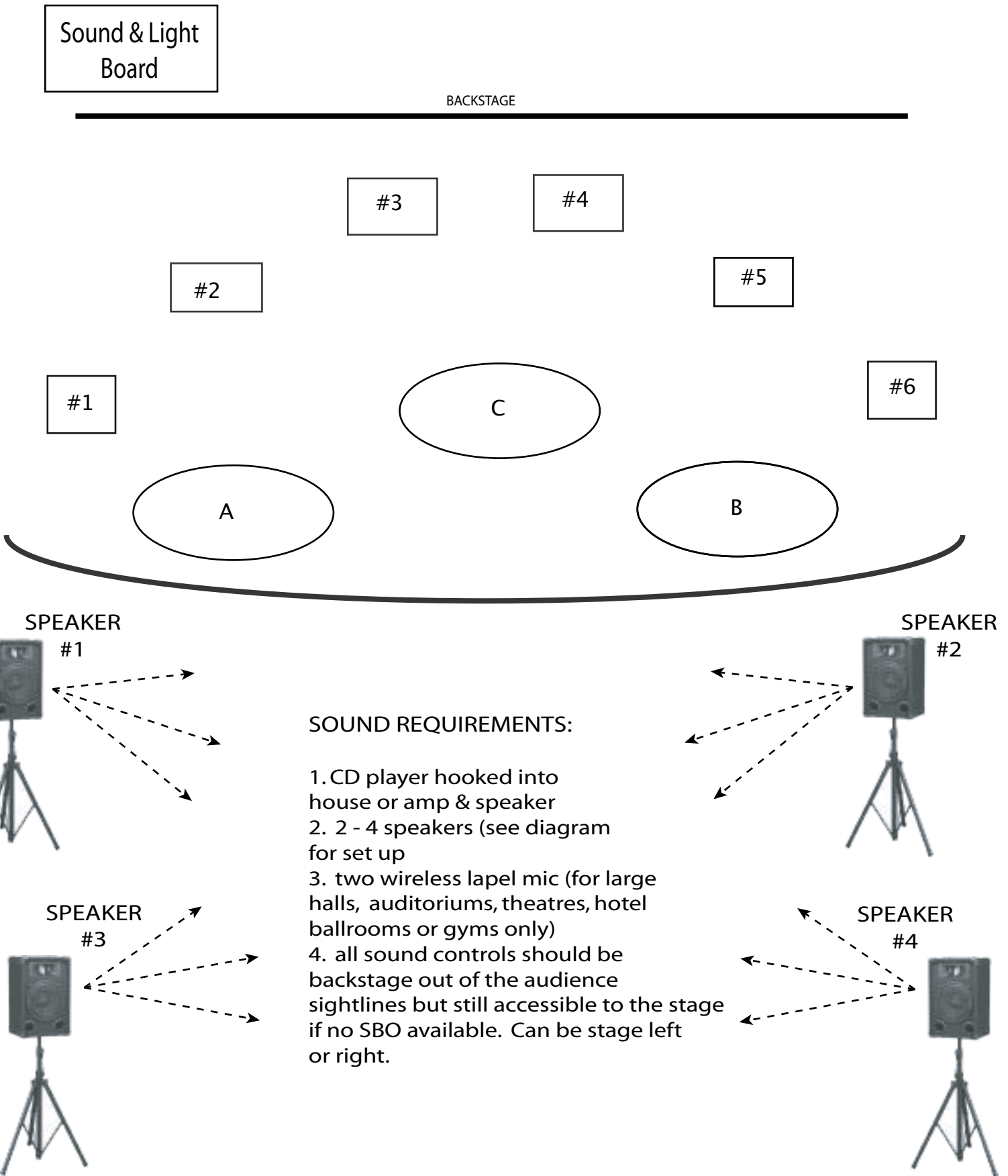


The numbered areas are each a free-standing canvas (4' X 8') that we will bring. Each canvas is lit by its own special.

Areas A,B, & C are acting areas denoted by pools of lighting.

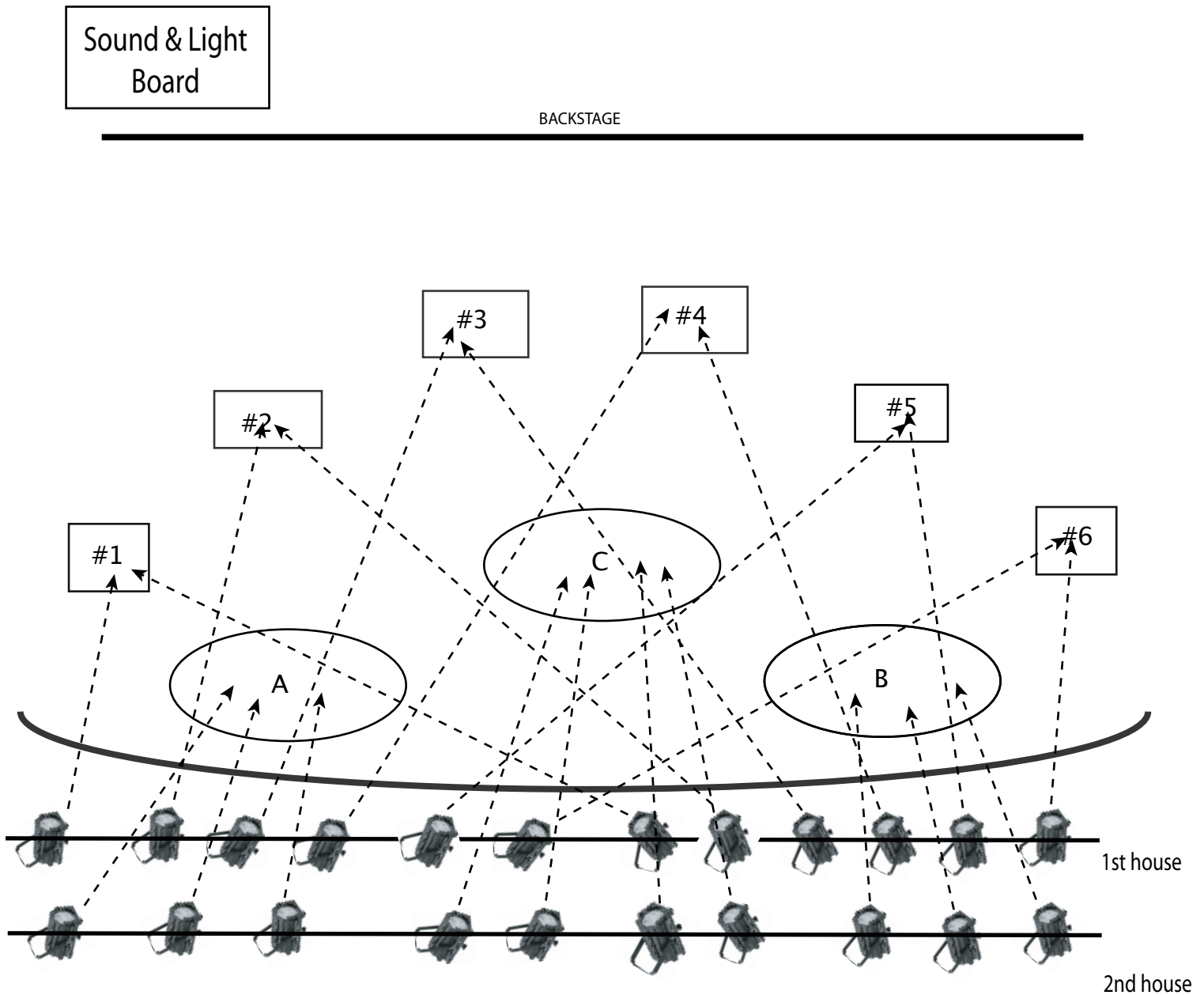
TECH PLOT FOR "Portraits of Courage"

Sound Requirements



TECH PLOT FOR "Portraits of Courage"

Lighting Configuration



First row used to light the 6 upstage free-standing canvases (4' X 8')
 Second row used to light the downstage acting areas, A-C

The lights operate in pairs (1 & 7, 6 & 12, etc.), utilizing 9-11 dimmers.
 They are located above the house, i.e., catwalk, balcony, etc.
 They should be focused on their respective areas with feathered edges. Gels are all light pinks or straw.