

Will & Company

NATIONAL TOURS DIVISION

TECHNICAL INFORMATION PACKAGE

This package should be sent to your venue's on-site Technical Contact. Please also keep an additional copy for yourself.

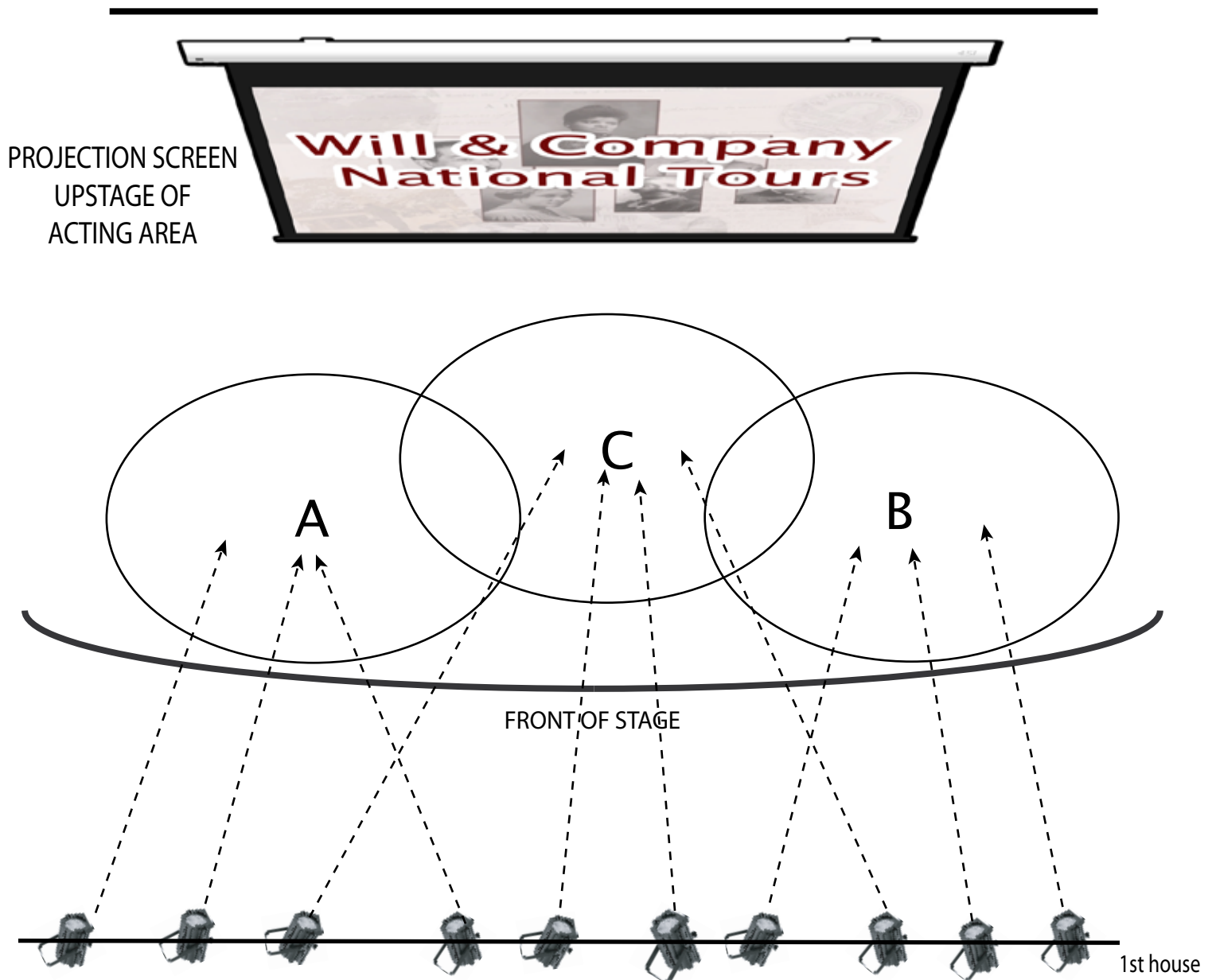
This tech pack has been created to assist you in preparing for the performance at your site. If the venue in which you will be presenting is not a theatre or does not have full capability as described, **DO NOT WORRY!** We will make all necessary adjustments as needed. Our motto is "We'll make it work!"

Please note that for all venues, the most critical requirements are:

Projector
Sound output
2 Lapel Mics (no handhelds)

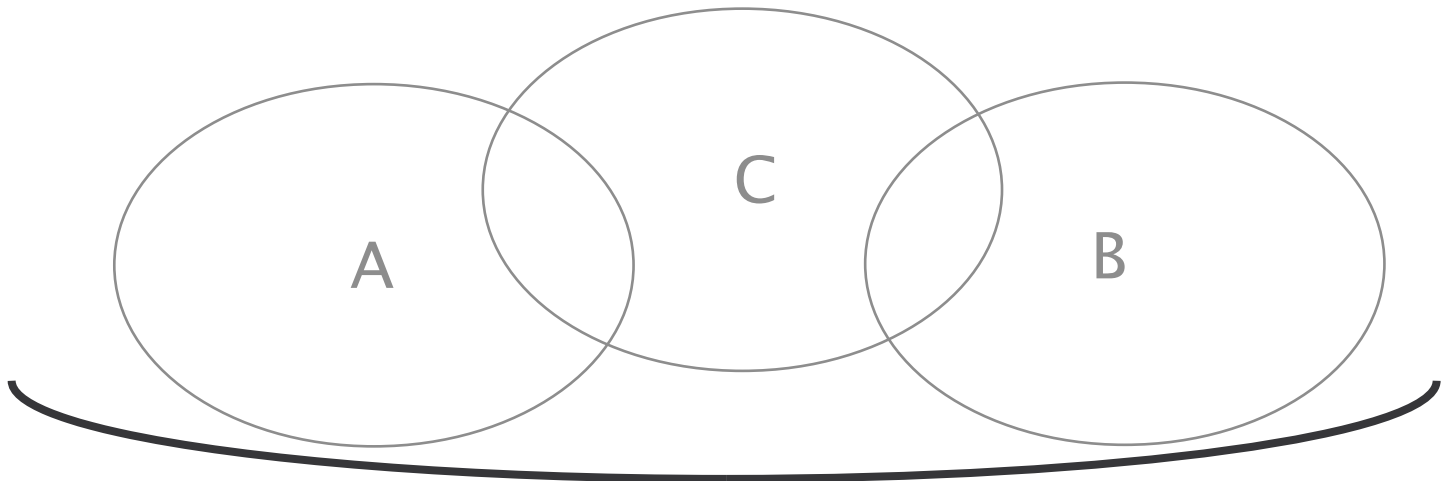
WILL & COMPANY NATIONAL TOURS

323-461-0093 phone • willandcompany.com • <http://www.willandcompany.com>

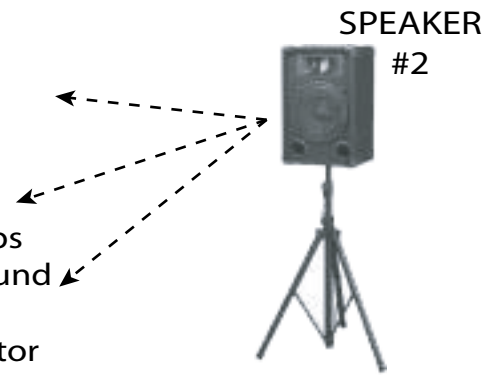
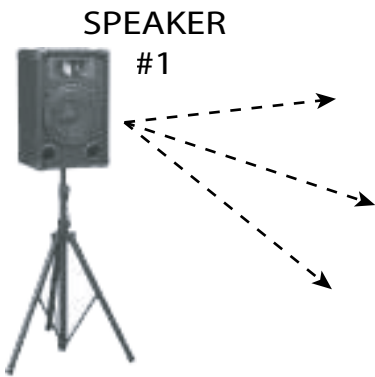


Areas A,B, & C are acting areas denoted by pools of lighting.
There should be a spill as shown overlapping circles.

First row used to light the the downstage acting areas, A-C. Second row may be used to enhance.
Lights are located above the house, i.e., catwalk, balcony, etc. They should be focused on their respective areas with feathered edges. Gels are all light pinks or straw.



FRONT OF STAGE



AUDIO/VISUAL REQUIREMENTS:

1. Projector with ample cord & hook-ups for computer laptop, and output for sound
2. Sound board with input from projector and lavalier lapel mics
3. In house or external speakers (See speaker set up for external)
4. Two wireless lapel mics (NOTE: No handhelds)
5. Back-up batteries for lapel mics

